

USN

--	--	--	--	--	--	--	--	--	--

18AE/AS63

Sixth Semester B.E. Degree Examination, Dec.2023/Jan.2024 Finite Element Method

Time: 3 hrs.

Max. Marks: 100

Note: Answer any FIVE full questions, choosing ONE full question from each module.

Module-1

- 1 a. Explain Rayleigh-Ritz method and Galerkin's method applied in FEM. (10 Marks)
- b. For the spring shown in Fig Q1(b) determine the nodal displacement using principle of minimum potential energy.

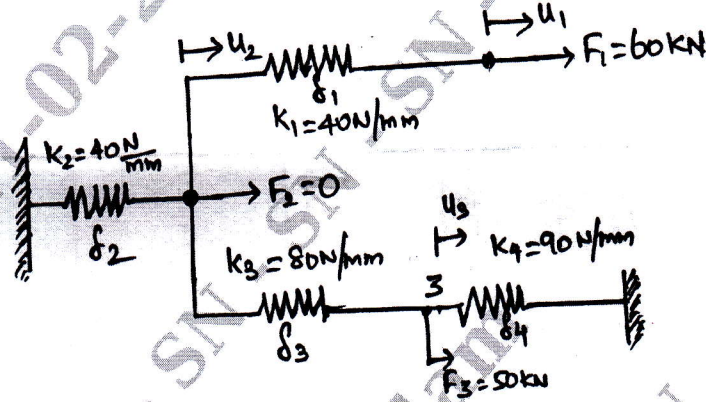


Fig Q1(b)

(10 Marks)

OR

- 2 a. Derive the Relationship between the generalized coordinates and nodal displacements. (10 Marks)
- b. Explain the convergence requirements of shape functions. (05 Marks)
- c. Define shape function and explain the shape function of an element for different conditions. (05 Marks)

Module-2

- 3 a. Derive the shape function for a 1-D Bar element in Global and local coordinates. (10 Marks)
- b. Find nodal displacements, stress in the thickest section and left support reaction for structure shown in Fig Q3(b)

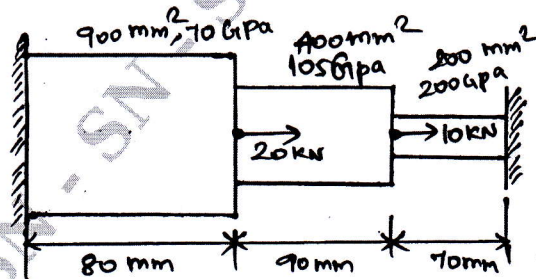


Fig Q3(b)

(10 Marks)

OR

- 4 a. Consider the three bar truss shown in Fig Q4(a). Determine the nodal displacement and stress in each member. Find the support reactions. Take $E = 2 \times 10^5 \text{ MPa}$.

Important Note : 1. On completing your answers, compulsorily draw diagonal cross lines on the remaining blank pages.
2. Any revealing of identification, appeal to evaluator and /or equations written eg, 42+8 = 50, will be treated as malpractice.

$A_1 = 1500\text{mm}^2$
 $A_2 = A_3 = 2000\text{mm}^2$

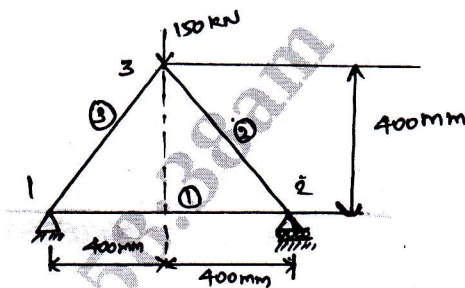


Fig Q4(a)

b. Obtain Hermite shape function for beam element.

(12 Marks)
(08 Marks)

Module-3

- 5 a. Derive shape function of a CST element in natural coordinate systems.
 b. Derive stiffness matrix for A-noded Tetrahedral element.

(10 Marks)
(10 Marks)

OR

- 6 a. Derive shape function for nine noded rectangular elements.
 b. Determine the Jacobian of the transformation J for the triangular element shown in Fig Q6(b)

(10 Marks)

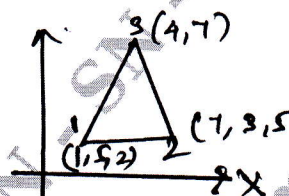


Fig Q6(b)

(10 Marks)

Module-4

- 7 a. Draw the mapping of iso-parametric elements in global coordinate system and explain briefly.
 b. With a neat sketch, explain ISO, sub and super parametric elements.

(10 Marks)
(10 Marks)

OR

- 8 a. Explain the structure of computer program for FEM Analysis.
 b. Explain briefly the axisymmetric formulation finite element modeling of triangular element.

(10 Marks)
(10 Marks)

Module-5

- 9 a. Find the temperature distribution and heat transfer through an iron fin of thickness 5mm, height = 50mm, and width 1000mm. The heat transfer coefficient around the fin is 10W/m²K and ambient temperature is 28°C. The base of fin is at 108°C. Take K = 50W/m.K. Use two elements.

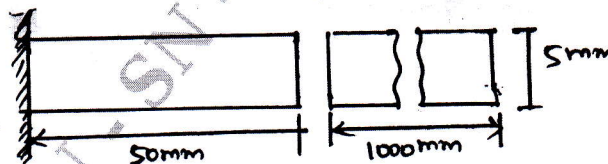


Fig Q9(a)

(12 Marks)
(08 Marks)

b. Derive the governing differential equation for 1-D heat conduction.

OR

- 10 a. Explain formulation of Hamilton's principle.
 b. Discuss the element mass matrices for the following elements in detail
 i) 1 - D bar element ii) Truss element iii) CST element.

(08 Marks)
(12 Marks)